

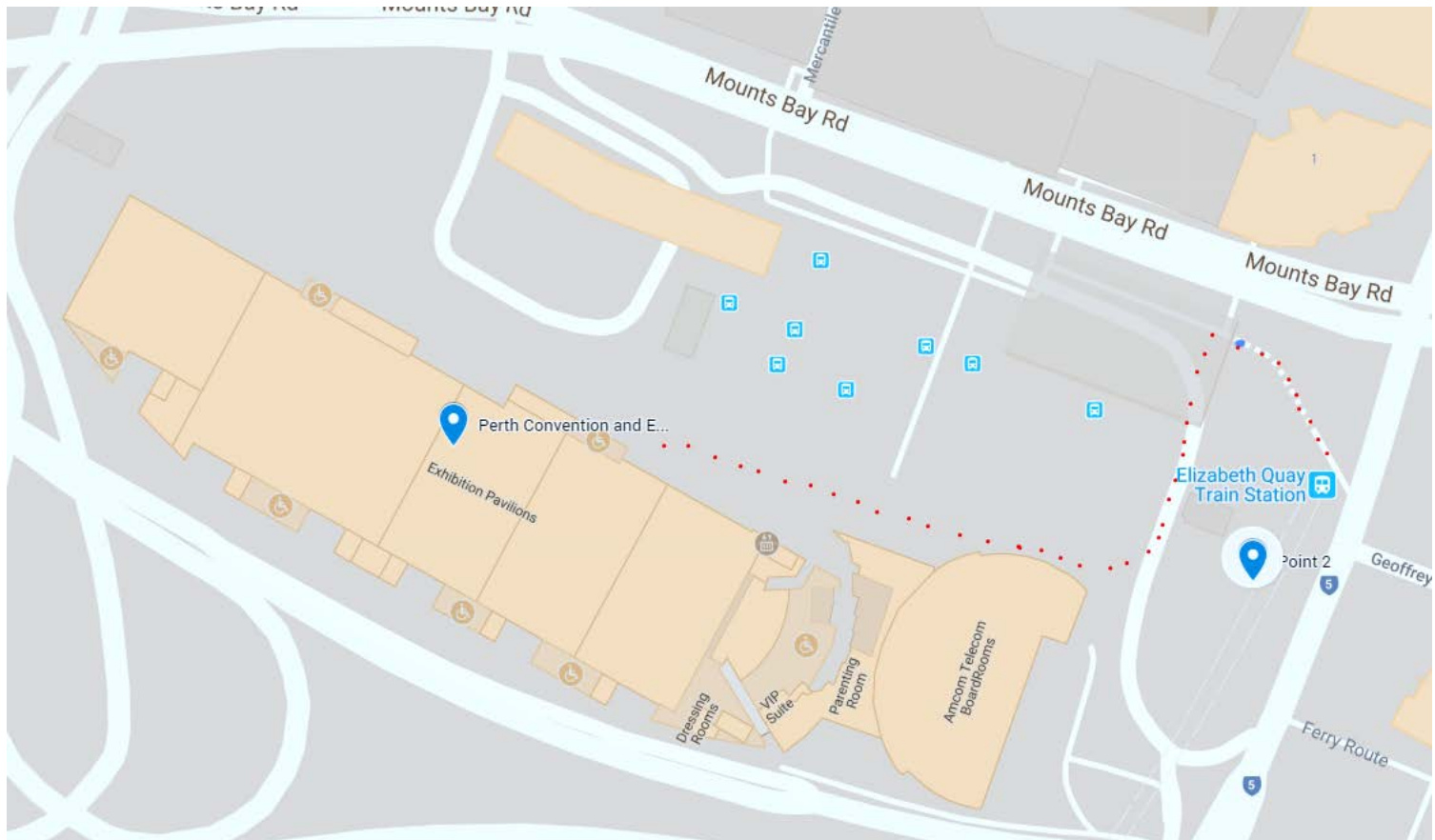
1. Location of Venue

The Conference is being held at the Perth Convention and Exhibition Centre (PCEC), which is located adjacent to the Elizabeth Quay precinct. The closest train station to PCEC is Elizabeth Quay Station which is only a few minutes' walk from the centre. The Elizabeth Quay Bus Station is also close by.

Perth Convention and Exhibition Centre (PCEC)

21 Mounts Bay Road, Perth, WA 6000

Website: <https://www.pcec.com.au/>



2. Airport and Transport

AIRPORT



Perth Airport is located 13 kilometres from Perth's City Centre, approximately a 20 minute drive. The following transport options are available.

BUS



A regular public bus service operates between all Perth Airport Terminals and Perth city. [Click here](#) to view more information on this service, including maps and timetables. To view pricing please visit www.transperth.wa.gov.au/tickets-fares.

Transperth is committed to making public transport accessible for everyone.

Contact Transperth for assistance

Special assistance at train stations

Call 1800 800 022 at least one hour in advance if you need special assistance at a train station.

Disability assistance

TTY via the National Relay Service - 133 677

Speak and Listen - 1300 555 727

Ask for the Transperth InfoLine on 13 62 13

Large format timetables are available on request via the Transperth InfoLine.

TAXI



A taxi trip from the airport terminals to Perth will take 20 mins depending on the time of day. The journey will cost approximately A\$30.00 – A\$50.00. All taxis are meter operated by time and distance and operate twenty-four hours a day. Taxis indicate they are vacant by illuminating their sign on the roof. Taxis are easily accessible from the airport; there are ranks outside both the international and domestic terminals.

Swan Taxi – For all Easy Access booking requests, please contact 08 9422 2240.

Maxi Taxi – Click here to book online, otherwise please call 0406 553 313

UBER



An Uber is approximately A\$25-35.00 from the Airport to Perth's City Centre. Please note your pickup location depends on your terminal and ride option.

Follow the below steps if you would like to utilise an Uber service:

1. Download the [Uber App](#) on your mobile device by searching 'Uber' in iTunes or Google Play.
2. Create an account and enter your details as directed.
3. Please wait until you have collected your luggage and are ready to leave the airport before requesting your ride using the Uber app.
4. Exit the terminal - The pickup location will depend on the type of vehicle you have selected. Please refer to the instructions below to find out where to meet your driver.
5. Look for your vehicle and driver – if you can't find your driver, contact them through the app.

For fare estimates, visit the Uber website here.

Rideshares:

There are dedicated rideshare pick-up bays within easy walking distance of each terminal. Simply follow the directions on the terminal signage to the nearest rideshare pick-up bay. [Click here](#) to view the location on a map.

3. Parking



There are approximately 5,000 car parking bays within a 10-minute walk of Perth Convention and Exhibition Centre. Below are the closest options:

CPP Convention Centre	1 min walk (located directly under PCEC)
Westralia Square	4 min walk (Entry height 2.1m)
The Forrest Centre	4 min walk (Entry height 2.05m)
The Quadrant	4 min walk (Entry height 2.1m)
40 The Esplanade	4 min walk (Entry height 1.95m)
CCP Terrace Road	10-15 min walk (Open air car park no height restrictions)

There are 23 Disability Parking Bays in the Perth Convention and Exhibition car park.

It is best to park in the eastern end of the car park as this will allow quicker access the lift, that will bring you up to Level 2.

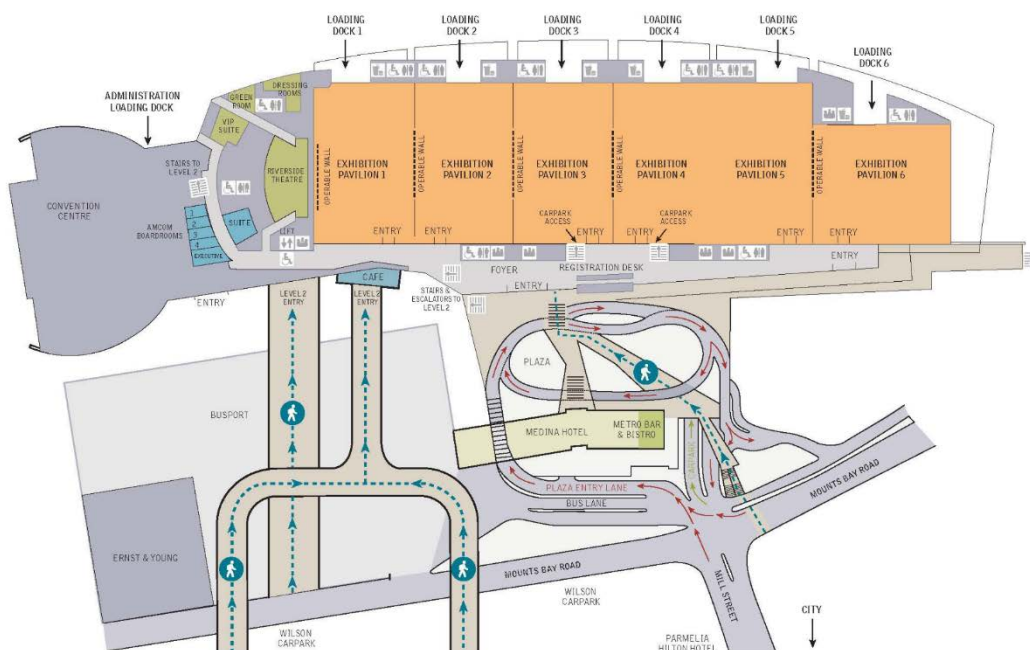
Please note there is a maximum height of 2.10m which may be too low for some large vans to access

The Plaza Level of the Perth Convention and Exhibition Centre has a drop off only zone. (As indicated on the map by red arrows). There is a lift at this drop off zone that will take you to Level 2.

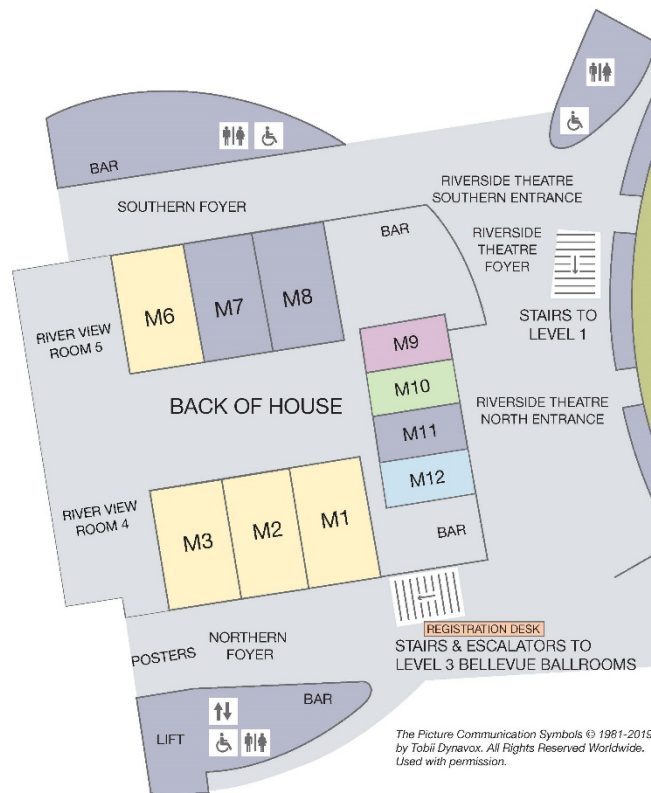
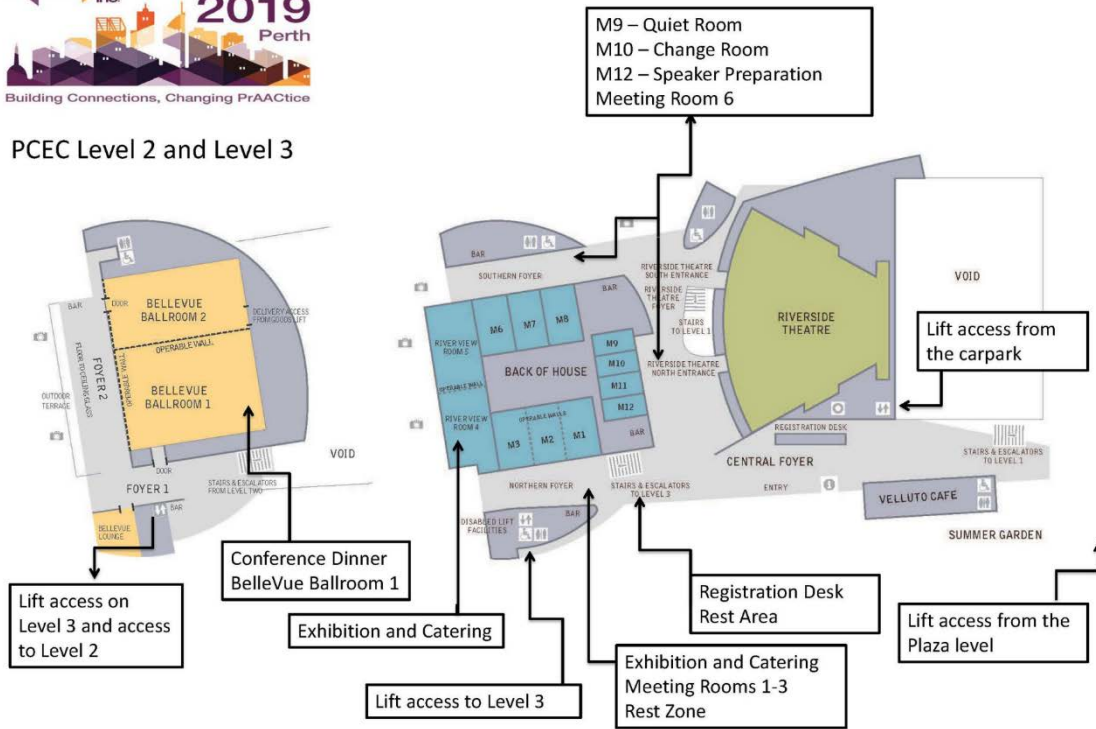
Public transport is the most effective and inexpensive way to access the venue via train and bus.

4. Venue Access Maps

PCEC - Access



PCEC Level 2 and Level 3



The Picture Communication Symbols © 1981-2019 by Tobii Dynavox. All Rights Reserved Worldwide. Used with permission.



EXHIBITION



CATERING



SPEAKER PREPARATION ROOM



SESSION ROOMS



QUIET ROOM



CHANGE ROOM



REGISTRATION DESK

Change Room:

The change room is located in Meeting Room 10 of the Perth Convention and Exhibition Centre. Hoists and changing tables are available in the Change Room.

Quiet Room:

A quiet room with relaxation spaces and private areas without distractions will be available throughout the conference in Meeting Room M9. This area will be equipped with foam mats to lie down on, quiet areas and comfortable spaces to spend time away from noise, lights and other stimuli.

5. Checking into your Hotel

For most hotels the check-in time is 1500 hours. Your hotel will do their best to have rooms available for early check-in. However, if you wish to confirm your room for an early arrival, you will need to pre-book and pay for the room from the previous evening.

As per standard hotel policies and procedures, delegates will be required to provide a credit card or a cash bond upon check in. This is to cover any incidental charges incurred during your stay regardless as to whether your accommodation has been pre-paid in full. The hotel will place a hold on your credit card or hold the cash deposit until you check-out. Should you not utilise any incidentals during your stay the credit card will not be charged and/or the cash deposit will be returned. Please note the daily incidental charge rates will vary across hotels. Should you wish to confirm the required amount for incidental charges prior to check-in, please contact the hotel directly.

Adina Apartment Hotel Perth Central

33 Mounts Bay Rd, Perth WA 6000
Phone: (08) 9217 8000

Pan Pacific Perth

207 Adelaide Terrace, Perth WA 6000
(08) 9224 7777

Nesuto Mounts Bay Waters Hotel

112 Mounts Bay Rd, Perth WA 6000
(08) 9213 5333

6. Registration Process

The registration desk will be located Northern Foyer of the Perth Convention and Exhibition Centre on Level 2. All participants must visit the registration desk to collect their Conference materials and name badge before gaining access to the Conference. The Conference Opening Ceremony will begin promptly at 9am Thursday 29 August 2019. All delegates are requested to be seated in Meeting Room 1 – 3 by 8:45am.

We encourage you to register as early as possible to allow for easy access to the opening of the Conference.

Registration desk opening times are:

Wednesday 28 August 2019 0730 – 1900
Thursday 29 August 2019..... 0700 – 1730
Friday 30 August 2019 0730 – 1730
Saturday 31 August 2019 0800 – 1730

If on arrival at the Conference you have not paid for your registration, you will be directed to the cashier to make payment. All outstanding accounts must be settled upon registering for the Conference. Please arrive early to avoid any delays.

7. Conference Mobile App

Our **conference mobile app** allows access to the latest, most up to date information regarding the conference program, social events, speakers, important updates, information about Perth and many other aspects of the conference.

Participants may access the app by visiting the Apple Store / Google Play Store by searching 'eMobilise' and using the event code AGOSCI2019. **Log into the app using the same email address that you registered with, and the password is AGOSCI 2019**

We would like to take this opportunity to remind delegates of posting thoughtful, engaging and respectful content on the app. Any posts or questions that do not adhere to professional etiquette will be removed.

When using the app you are able to build your personalized program by bookmarking sessions. Click "Program" and then click the bookmark symbol next to the session you would like to attend. Your personalised program can be viewed under "Bookmarks and my profile".

Should you encounter any difficulties in downloading or utilising the app, the Arinex staff at the registration desk at the Perth Convention and Exhibition Centre will be pleased to assist you.

8. Dietary Requirements

If you have not already done so, please advise the Conference Managers of any specific requests (including soft diets and vegetarian requirements). All attempts will be made to meet these requirements.

A blending station will be in the catering zone for blended diet requirements. This self-service station will be equipped with 1000-watt Nutribullets and will contain the following for the purpose of thinning/thickening/pureeing the conference menu items.

- Natural Yogurt
- Jalna lactose free Natural Yogurt
- Water
- Stock
- Almond milk
- Lactose free milk
- Full cream milk
- Sliced avocado

9. Speaker Preparation Room

The Speaker Preparation Room is in **Meeting Room 12** on Level 2 of Perth Convention and Exhibition Centre. **Session Speakers** are requested to visit the Speaker Preparation Room at least two hours before their session to ensure their presentation is uploaded and runs smoothly.

The Speaker Preparation Room will be open during the following times:

Wednesday 28 August 2019 0800 – 1600
Thursday 29 August 2019..... 0730 – 1630
Friday 30 August 2019 0800 – 1630

Saturday 31 August 2019 0800 – 1530

10. Conference Program and Abstracts

The Organising Committee for AGOSCI 2019 is very pleased to announce the detailed Conference Program is available online. [Click here](#) to view the detailed program.

The program book you receive in your satchel will contain summary information on the program and sessions. You can also access the program, abstracts and speaker information from the conference app.

The Conference Program commences on Thursday 29 August 2019 at 9am with a Conference Welcome.

11. Workshops and Seminars

Pre-Conference Workshops are part of the Conference program and are an additional cost, for information please visit the Conference website. The pre-conference workshops are running on Wednesday 28 August 2019. Places are still available for all pre-conference workshops, so please considering registering.

Prior to arriving at the venue please take note of your selected pre-conference workshop. Places are limited and you can only attend your nominated workshop.

12. Trade Exhibition

The Exhibition will be located in the Norther Foyer and Riverview Room 4&5 of the Perth Convention and Exhibition Centre. All delegates are encouraged to visit the exhibits and meet with the exhibitor representatives to experience the products and services on offer.

The Exhibition will be open during the following hours:

Wednesday 28 August 2019 1700 – 1800
Thursday 29 August 2019..... 0900 – 1730
Friday 30 August 2019 0900 – 1730
Saturday 31 August 2019 0900 – 1600

All refreshment breaks will be held in the Exhibition area providing maximum networking opportunities for delegates and exhibitors.

- Link Assistive
- 1800Respect
- Control Bionics
- Communicate AT
- Manage IT
- Talking Mats
- Zyteq
- ECU
- Scope Australia
- AssistiveWare
- Independent Living Centre WA
- Spectronics
- Therapy Focus
- Key Word Sign

- Rocky Bay
- Kayle Concepts – Bluebee Pals
- Liberator
- AGOSCI
- ISAAC
- ARATA
- PWDWA
- Picseepal
- Accessible Telecoms

13. Photography and Filming

Delegates are advised that segments of the Conference may be filmed or photographed for the purpose of the Conference proceedings. The appropriate *authority to publish* permission applies. If you do not wish to be filmed or photographed, please advise the operator and move out of camera range.

AT Chat, the peer-to-peer assistive technology information and mentoring platform will be taking footage of their presentation and will be conducting some roaming interviews with permission. They will be sharing this content with their AT community to build awareness of AAC.

14. Social Functions

We hope you are joining us for the welcome drinks and dinner dance.

We will be building connections with each other. Meeting up with friends and making some new ones. Let's give it the best chance to shine by bringing our inner sparkle for everyone to see.

WELCOME RECEPTION:

Venue: River View Rooms 4 & 5 & Northern Foyer, Perth Convention and Exhibition Centre
Date: Wednesday 28 August 2019
Time: 1700 - 1800
Cost: Included in the Member, Non-member, Concession and First support worker/ carer registration

CONFERENCE DINNER:

Venue: Bellevue Ballroom 1, Perth Convention and Exhibition Centre
Date: Friday 30 August 2019
Time: 1900 – 2300
Cost: Included in the Member, Non-member, Concession and First support worker/ carer registration fee
Theme: "All that sparkles"
Dress code: Cocktail with a touch (or a lot) of Sparkle

There will be food, drinks, sparkle face painters, photo booths, an awesome band and dancing of course!

15. Program Changes and Messages

The Conference App will provide you with access to the most up to date version of the program. The app will also facilitate messaging with others.

16. Evaluation

All Conference delegates are encouraged to complete the Conference evaluation which will be issued electronically following the conclusion of the Conference. Your evaluation of the Conference will be important in planning for future events. Please complete your evaluation of AGOSCI 2019 online.

17. Contacting you during your stay

If your office needs to contact you during the time you are attending the Conference, please note the following contact details:

Arinex Pty Ltd
AGOSCI 2019 Conference Managers
3/110 Mounts Bay Road
Perth, WA, 6000 Australia

Phone: +61 0490 890 936
Email: agosci2019@arinex.com.au
Website: www.agosci2019.org.au

18. We are here to help. We want AGOSCI 2019 to be memorable

Conference Managers and AV operators will be dressed in either a **Pink Jacket or Pink High Vis Vest**. These staff members are here to help and have had Communication Access Training. Should you have any questions during your conference experience please speak to one of our friendly staff members.

We would like to note that along with the Conference Managers and AV Technicians, the PCEC staff have also received Communication Access Training, thanks to SCOPE Australia and will be more than willing to help you all have a memorable experience at AGOSCI 2019. These staff will be wearing a Communication Access badge.

Introduction cards are a great way to “break the ice” when talking to new people. Please visit the registration desk for assistance to make an introduction card.

The 2019 AGOSCI Organising Committee members will be identifiable by an **orange lanyard**. Please reach out to the committee members during the conference to say hi.

We also have a number of student volunteers who will be wearing AGOSCI t-shirts. These volunteers will assist with many different roles throughout the conference. Be sure to say hi to them too!

We wish you a safe journey and we look forward to welcoming you to AGOSCI 2019.

19. Easy English Documents

AGOSCI 2019 has partnered with SCOPE to create Easy English Documents for the Conference. [Click here](#) to access the Easy English documents.

20. Conference Supporters

The Local Organising Committee for AGOSCI 2019 extends its appreciation to the following sponsors for their invaluable commitment and support:

Gold Supporter



Bronze Supporter



Satchel Supporter



Rest Zone Supporter



Espresso Coffee Station Supporter



Conference Supporter

